

HEINE

2008/2009 | 德国HEINE(汉能)工业内窥镜

Beijing time-top technology co., LTD
Room 1202, xiaoying west road 27#, Haidian District Beijing China
TEL:010-82946733 82951585
FAX:010-82915752 58859230
<http://www.1718show.cn>



Beijing time-top technology co., LTD
Room 1202, xiaoying west road 27#,Haidian District Beijing China
TEL:010-82946733 82951585
FAX:010-82915752 58859230
<http://www.1718show.cn>

>>

❖ HEINE(汉能)公司简介

汉能公司坐落于德国慕尼黑附近，是世界上最大的内窥镜制造厂商，拥有着60多年的内窥镜等诊断工具的生产经验。随着公司产品的不断创新，其高质量的诊断器械已经畅销全球，被广泛应用于世界各地的医疗、工业等领域。汉能公司研发生产的便携式窥镜的出口量位居全球第一。

经过几代人不懈的努力，汉能公司在生产光纤和玻璃纤维的领域取得了丰硕的成果，大大的提高了产品的性能。我们期待着您关于诊断器械方面的意见和需求。



Beijing time-top technology co., LTD
Room 1202, xiaoying west road 27#, Haidian District Beijing China
TEL:010-82946733 82951585
FAX:010-82915752 58859230
<http://www.1718show.cn>

>>

❖ 光学诊断器械在质量控制领域的技术应用

光源 :大部分器械都选用氙灯作为光源。它比其他光源的亮度强,寿命也长。每个氙灯光源都是针对特定型号窥镜使用的。我公司新推出的LED超亮光源发出的光不同于氙灯的黄光,而是极亮的白光,视野更加清晰。

电源 :可选择3.5V电源手柄或12V可充电电源盒或台式电源。便携式电源为您观测提供有利条件。

质量 :所有汉能产品均保修两年,不包括消耗品。

兼容性 :大部分汉能产品的电源、附件是通用的,方便将来对现有产品的升级。

Beijing time-top technology co., LTD
Room 1202, xiaoying west road 27#,Haidian District Beijing China
TEL:010-82946733 82951585
FAX:010-82915752 58859230
<http://www.1718show.cn>

2008/2009 | 汉能工业检视产品目录

页码	内容
002-003	HEINE
005-016	01 内窥镜
017-022	02 反光镜和观测探头
023-029	03 表面放大观测镜
030	04 工作台灯
031-033	05 各个行业的检查套
034-037	06 电源和光源
038	07 灯泡
039-041	窥镜配件选择指南

内窥镜目前被作为一项基本的检测技术在工业当中被广泛应用。通过内窥镜的检测能提前发现损坏处，因而在工业过程中的质量管理阶段具有很高的应用价值。

汉能的特点是它是一种高质量的手持式直视型内窥镜。其中包括可提供极其清晰的高质量图像的刚性的内窥镜。所有汉能内窥镜都配有便携式电源，便于工作。

在选择内窥镜时，重要的是了解被观测的物体和观测距离。最初的型号选择和要检测的部位也需要提前考虑。主要有两种类型的内窥镜：刚性和柔性。

刚性内窥镜：

采用高性能的透镜系统，图像真实清晰，色彩纯正鲜亮。刚性比柔性的图像质量要好。

柔性内窥镜：

图像由光纤传导，它由数量庞大的玻璃或塑料纤维构成，像素图像依靠纤维弹性探针传输，然后再配合上目镜，形成高分辨率图像。

各种各样的内窥镜广泛的应用在汽车，制造业和建筑等行业。





RC4工业内窥镜 Ø 4.5mm
刚性光纤工业内窥镜

参数

∴ 直径:	4.5mm
∴ 有效工作长度:	170mm, 310mm, 450mm
∴ 视角:	0°, 70°, 90°, 120°
∴ 视场角:	40°
∴ 焦距范围:	3mm到无穷大



RC4 F.O. 工业内窥镜

RC4-170 包括: 直径为4.5mm套管, 有效工作长度170mm 不含电源及光源	T-000.26.409
RC4-310 包括: 直径为4.5mm套管, 有效工作长度310mm 不含电源及光源	T-000.26.419
RC4-450 包括: 直径为4.5mm套管, 有效工作长度450mm 不含电源及光源	T-000.26.429



RC4内窥镜LED超亮光源套 3.5V

Set RC4-310 A 包括: RC4-310窥镜, 0° 套管, LED超亮光源
70° 和120° 侧视套管, 目镜延长杆120° /120mm, 眼睛套,
3.5V电源手柄, 电源连接线, 携带箱。 T-554.28.123

Set RC4-450 A 包括: RC4-450窥镜, 0° 套管, LED超亮光源
70° 和120° 侧视套管, 目镜延长杆120° /120mm, 眼睛套,
3.5V电源手柄, 电源连接线, 携带箱。 T-555.28.123



Set T-554.28.123

RC4内窥镜氙灯光源套 12V

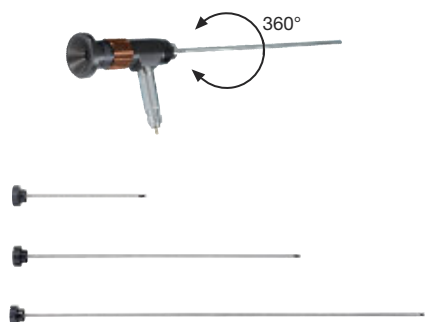
Set RC4-310 A, 包括:
RC4-310窥镜, 0° 套管, 含12V氙灯的灯泡接口, 12V备用氙灯,
70° 和120° 侧视套管, 目镜延长杆120° /120mm, 眼睛套,
汽车点烟器12V电源连接线, 携带箱。 T-546.50.246

Set RC4-450 A, 包括:
除了窥镜和套管的长度变为450mm外,
其余配件同T-546.50.246 T-547.50.246



Set T-546.50.246

RC4 工业内窥镜 $\varnothing 4.5\text{mm}$ 可选配件



RC4 各种角度的套管

视角	70°	90°	120°
有效工作长度			
170mm	T-000.26.414	T-000.26.415	T-000.26.416
310mm	T-000.26.424	T-000.26.425	T-000.26.426
450mm	T-000.26.434	T-000.26.435	T-000.26.436



RC4 内窥镜配件

	3.5V/12V
LED 超亮光源3.5V	T-008.26.075
含3.5V氙灯的灯泡接口	T-002.26.402
3.5V氙灯	T-002.88.078
含12V氙灯的灯泡接口	T-005.26.402
12V氙灯	T-005.88.103
电源连接线	T-000.99.230
电源手柄袋	T-000.99.008
携带箱	T-546.00.000

其余配件在第12页

电源和光源

- ✦ 可装3节2号干电池的电源手柄
- ✦ 可充电电源手柄
- ✦ 含3.5V氙灯的灯泡接口
- ✦ LED超亮光源

3.5V

- ✦ 汽车点烟器电源连接线
- ✦ 可调节亮度的充电电源盒
- ✦ 不可调节亮度的充电电源盒
- ✦ 含12V氙灯的灯泡接口

12V

- ✦ HK 7000台式超强光源
- ✦ 台式光源光缆线

220V

RW6 工业内窥镜 \varnothing 6mm

刚性光纤工业内窥镜

参数

∴直径:	6mm
∴有效工作长度:	138mm, 240mm, 320mm
∴视角:	70°
∴视场角:	90°
∴焦距范围:	3mm到无穷大

RW6工业内窥镜

12V

RW6-140 有效工作长度 138mm

T-005.26.301

RW6-240 有效工作长度 240mm

T-005.26.302

RW6-320 有效工作长度 320mm

T-005.26.303

RW6工业内窥镜套

12V

Set RW6-240 A, 包含:

RW6-240窥镜, 目镜延长杆120° / 120mm, 汽车点烟器

12V电源连接线, 12V氙灯, 眼睛套, 携带箱。

T-542.50.246

Set RW6-240, 包含:

同上但不包含目镜延长杆120° / 120mm

T-543.50.246

Set RW6-320 A, 包含:

同T-542.50.246, 但窥镜为RW6-320

T-544.50.246

Set RW6-320, 配件内容同T-542.50.246

T-545.50.246

RW6工业内窥镜配件

12V氙灯

T-005.88.095

携带箱

T-542.00.000

其余配件请参照第12页。

可供选择的电源及光源


∴ 汽车点烟器12V电源连接线(长5m)

∴ 12V可充电电源盒(可控制亮度)

12V



Set T-546.50.246

RW8 工业内窥镜 Ø 8mm
刚性光纤工业内窥镜
参数


Set T-557.20.123

∴直径：	8mm
∴有效工作长度：	230mm, 385mm
∴视角：	90°
∴视场角：	35°
∴焦距范围：	3mm到无穷大

RW8工业内窥镜	3.5V	12V
RW8-230 有效工作长度 230mm	T-002.26.103	T-005.26.103
RW8-385 有效工作长度 385mm	T-002.26.102	T-005.26.102

RW8工业内窥镜套	3,5V	
Set RW8-230, 包含： RW8-230窥镜, 3.5V电源手柄, 3.5V氙灯, 携带箱。	T-557.20.123	

RW8工业内窥镜配件	3.5V	12V
备用氙灯	T-002.88.075	
备用氙灯		T-005.88.079

其余配件请参照第12页。

可供选择的电源及光源

∴可装3节2号干电池的电源手柄	
∴可充电电源手柄	3.5V
∴可充电可调节亮度的电源盒	12V



RWX8 工业内窥镜 \varnothing 8mm

刚性光纤工业内窥镜

参数



∴直径：	8mm
∴有效工作长度：	165mm, 230mm, 385mm
∴视角：	70°
∴视场角：	85°
∴焦距范围：	3mm到无穷大

RWX8 工业内窥镜	3.5V	12V
RWX8-165 有效工作长度 165mm	T-002.26.123	T-005.26.123
RWX8-230 有效工作长度 230mm	T-002.26.124	T-005.26.124
RWX8-385 有效工作长度 385mm	T-002.26.125	T-005.26.125



Set T-532.50.246

RWX8 工业内窥镜套		
Set RWX8-230 A 包含：		
RW6-240窥镜, 目镜延长杆120° / 120mm, 汽车点烟器		
12V电源连接线, 12V氙灯, 备用氙灯, 携带箱。		T-532.50.246
Set RWX8-230 包含：		
同上, 但不包含目镜延长杆120° / 120mm		T-533.50.246

RWX8 工业内窥镜配件	3.5V	12V
备用氙灯	T-002.88.075	T-005.88.079
中、短长度内窥镜携带箱		T-522.00.000
高长度内窥镜携带箱		T-541.00.000
其余配件请参照第12页。		

可供选择的电源及光源

∴可装3节2号干电池的电源手柄		3.5V
∴可充电电源手柄		
∴汽车点烟器12V电源连接线(长5m)		12V
∴可充电可调节亮度的电源盒		

RWD8-320工业内窥镜 \varnothing 8mm

刚性光纤工业内窥镜

参数



∴直径：	8mm
∴有效工作长度：	320mm
∴视角：	90°
∴视场角：	56°
∴焦距范围：	3mm到无穷大

RWD8-320 工业内窥镜	12V
RWD8-320, 有效工作长度 320mm	T-005.26.112

RWD8-320 工业内窥镜套

Set RWD 8-320, 包含：

RWD-320窥镜, 目镜延长杆120° / 250mm, 12V氙灯

可充电电源盒及电源线, 备用灯泡, 眼睛套,

携带箱

T-558.50.634



Set T-558.50.634

RWX8 工业内窥镜配件	12V
12V备用氙灯	T-005.88.092
携带箱	T-542.00.000

其余配件请参照第12页。

可供选择的电源及光源

∴12V可充电电源盒	12V
------------	-----



汉能刚性工业内窥镜可选附件



目镜延长杆



眼睛套



数码相机接口



数字CCD接口



- ∴ 目镜延长杆
目镜延长杆可进行360度旋转,使得观测者的观测方位更加舒服。延长杆分为不同的长度来满足不同的需要,安装延长杆后不影响图像质量。
- ∴ 专为戴眼镜的观测者设计的眼睛套
柔软的眼睛套可遮挡周围光线,适合于所有汉能窥镜使用。
- ∴ 数码相机接口
用来连接目镜和数码相机的接口。用户可通过数码相机进行拍照。
- ∴ 数字CCD接口
用来连接目镜和标准数字CCD的接口。可通过CCD将观测到的画面输入计算机,由软件生成检测报告。焦距35mm。

目镜延长杆	120°/120mm	T-000.26.090
目镜延长杆	120°/250mm	T-000.26.094
目镜延长杆	120°/360mm	T-000.26.093
眼睛套		T-000.26.175
数码相机接口	28mm	T-000.26.186
数码相机接口	49mm	T-000.26.176
数码相机接口	52mm	T-000.26.177
数码相机接口	55mm	T-000.26.178
数码相机接口	58mm	T-000.26.179
数字CCD接口	焦距35mm	T-000.26.190

A-Cam
带中央处理器的CCD录像机。(可用系统:PAL或NTSC,订购时请指明) T-000.31.201




A-Cam 数字录像机

该录像机自带一个1/2英寸的标准CCD,通过CCD接口采集刚性或柔性工业内窥镜的图像信号,提供高清晰的录像。可以为监视器提供S-VHS或合成信号

HEINE SFT 4-720® Ø 4.2mm 工业内窥镜

柔性可旋转光纤工业内窥镜

参数



360° 旋转



Set T-556.28.123

·直径：	4.2mm
·有效工作长度：	720mm
·最小曲率半径：	30mm
·视角：	0°，可通过侧视镜头实现侧面观测：90°，110°
·视场角：	40°
·分辨率：	17,000条光纤
·焦距范围：	5mm到无穷大
·特点：	360° 旋转，防水防油探头

SFT4-720 工业内窥镜

SFT4-720 工业内窥镜，含携带箱	T-000.26.741
---------------------	--------------

SFT4-720 工业内窥镜套

3.5V 12V

SFT4-720 工业内窥镜套，3.5V，包含：
SFT4-720，3.5V电源手柄，灯泡接口，3.5V氙灯
眼睛套，携带箱

T-556.20.123

SFT4-720 工业内窥镜套，12V，包含：

SFT4-720，汽车点烟器电源连接线
灯泡接口，12V氙灯，眼睛套，携带箱

T-556.50.246

SFT4-720 LED超亮光源工业内窥镜套

SFT4-720 工业内窥镜，LED超亮光源，
3.5V电源手柄，电源线，
眼睛套，携带箱

T-556.28.123



HEINE SF6-1000® Ø 6 mm 工业内窥镜

半柔性光纤工业内窥镜

参数



·直径：	6mm
·有效工作长度：	1000mm
·最小曲率半径：	30mm
·视角：	0°，可通过侧视镜头实现侧面观测；90°，110°
·视场角：	50°
·分辨率：	7,400条光纤
·焦距范围：	10mm到无穷大
·特点：	防水防油探头

SF6-1000 工业内窥镜

SF6-1000 工业内窥镜, 含携带箱

T-000.26.721

SF6-1000 工业内窥镜套

3.5V

12V

Set SF6-1000, 3.5V, 包含：
SF6-1000, 3.5V电源手柄, 灯泡接口, 3.5V氙灯
眼睛套, 携带箱

T-538.20.123

Set SF6-1000, 12V, 包含：
SF6-1000, 汽车点烟器电源连接线
灯泡接口, 12V氙灯, 眼睛套, 携带箱

T-538.50.246



Set T-551.28.123

SF6-1000 LED超亮光源套

Set SF6-1000, 工业内窥镜, LED超亮光源,
3.5V电源手柄, 电源线,
眼睛套, 携带箱

T-551.28.123

HEINE SFM8-1000®/2000® Ø 8mm 工业内窥镜

柔性可固定形状的内窥镜


参数

·直径：	8mm
·有效工作长度：	1000mm 或 2000mm
·最小曲率半径：	60mm
·视角：	0°，可通过侧视镜头实现侧面观测；90°，110°
·视场角：	50°
·分辨率：	7,400条光纤
·焦距范围：	10mm到无穷大
·特点：	防水防油探头

SFM8-1000/2000 工业内窥镜

SFM8-1000 工业内窥镜, 含携带箱	T-000.26.731
SFM8-2000 工业内窥镜, 含携带箱	T-000.26.733

SFM8-1000/2000 工业内窥镜套

Set SFM8-1000, 3.5V, 包含： SFM8-1000, 3.5V电源手柄, 灯泡接口, 3.5V氙灯 眼睛套, 携带箱	3.5V	12V
---	------	-----

T-539.20.123

同上但窥镜为 SFM8-2000	T-540.20.123
------------------	--------------

Set SFM8-1000, 12V, 包含： SFM8-1000, 灯泡接口, 12V可充电电源盒 电源线, 12V氙灯, 眼睛套, 携带箱	3.5V	12V
---	------	-----

T-539.50.629

同上但窥镜为 SFM8-2000	T-540.50.629
------------------	--------------

SFM8 LED超亮光源套

Set SFM8-1000, 工业内窥镜, LED超亮光源, 3.5V电源手柄, 电源线, 眼睛套, 携带箱	3.5V	
---	------	--

T-552.28.123


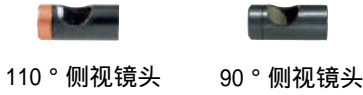
同上但窥镜为 SFM8-2000	T-553.28.123
------------------	--------------



Set T-539.20.123



SF/SFM柔性工业内窥镜可选附件



侧视镜头	90°	110°
SFT4 窥镜用	T-000.26.744	T-000.26.743
SF6 窥镜用	T-000.26.724	T-000.26.723
SFM8 窥镜用	T-000.26.724	T-000.26.723

LED超亮光源3.5V	T-008.26.075
含12V氙灯的灯泡接口	T-002.26.402
含3.5V氙灯的灯泡接口	T-005.26.402

眼睛套	T-000.26.175
-----	--------------

数码相机接口 28mm	T-000.26.186
数码相机接口 49mm	T-000.26.176
数码相机接口 52mm	T-000.26.177
数码相机接口 55mm	T-000.26.178
数码相机接口 58mm	T-000.26.179

电源线	T-000.99.230
电源手柄皮套	T-000.99.008
柔性内窥镜携带箱	T-539.00.000

3.5V氙灯	T-002.88.078
12V氙灯	T-005.88.103

可供选择的电源及光源

<ul style="list-style-type: none"> ∴ 可装3节2号干电池的电源手柄 ∴ 可充电的电源手柄 ∴ 含3.5V氙灯的灯泡接口 ∴ LED超亮光源 	3.5V
<ul style="list-style-type: none"> ∴ 汽车点烟器电源连接线(5m) ∴ 可调节亮度的充电电源盒 ∴ 充电电源盒 ∴ 含12V氙灯的灯泡接口 	12V
<ul style="list-style-type: none"> ∴ HK 7000台式超强光源 ∴ 导光电缆 	220V

HEINE mirror probes and viewing probes for optical diagnosis in confined spaces:

Mirror probes:

HEINE mirror probes are used for examination through openings down to 9 mm in diameter. They are well established for examination in the industrial environment and allow detailed examination under magnification.

Modular construction:

HEINE mirror probes can be custom-made to suit individual needs. The basic module is the probe head, to which various probes fitted with XHL Xenon Halogen bulbs can be attached. Detachable mirrors can be so attached to the probe, that they can be rotated in any direction without the risk of their becoming loose. Magnification is provided by a high-quality focusable prism telescope or a compact swivel loupe.

Viewing probes:

The mini 2000 F.O. and BETA 200 F.O. viewing probes are designed for optical examination through openings down to 5 mm in diameter. The powerful XHL Xenon Halogen bulbs and the co-axial illumination reveal details of even the smallest objects in cavities or bores.





Light and mirror probes



Specification

∴ Working length:	100mm to 1000mm
∴ Direction of view:	90°
∴ Mirror diameter:	8mm to 30mm



Probe head



Probe dia. 5mm



Flexible light probe



Detachable steel mirror



Detachable glass mirror



Focusable prism telescope



Light and mirror probes for XHL Xenon Halogen illumination	3.5 V
Probe head	T-000.25.100
Probe dia. 5mm, 100mm long, with 3.5V bulb	T-002.25.120
same, 200mm long	T-002.25.121
same, 300mm long	T-002.25.122
same, 400mm long	T-002.25.123
same, 500mm long	T-002.25.124
Extension probe, 500mm long, dia. 8mm	T-000.25.129
Flexible light probe, 500mm long	T-002.25.130

Mirrors

Detachable mirrors with secure bayonet fitting, can be combined with all probes

Detachable steel mirror, dia. 8mm	T-000.25.300
same, dia. 12mm	T-000.25.301
Detachable glass mirror, dia. 16mm	T-000.25.305
same, dia. 20mm	T-000.25.306
same, dia. 25mm	T-000.25.307
same, dia. 30mm	T-000.25.308

Focusable prism telescope 3 – 5.5x (for all probes)	T-000.25.350
XHL Xenon Halogen spare bulb 3.5V	T-002.88.066

T-518 Inspection Set J

Consisting of:

Probe head, 5 probes 100 – 500 mm long, swivel loupe 2x, prism telescope, 2 detachable steel mirrors, dia. 8 and 12 mm, 4 detachable glass mirrors, dia. 16 to 30mm, XHL Xenon Halogen spare bulb 3.5V, in transparent pack with BETA Battery handle 3.5V

T-518.20.123

Power and light sources

∴ BETA Battery handle with 3 LR14 dry batteries	3.5V
∴ Rechargeable handles NiMH or Li-ion	

Mirror probe with remote adjustment of mirror



Specification

∴ Working length:	400mm
∴ Direction of view:	30° to 120°
∴ Mirror diameter:	20mm to 30mm

Mirror probe with remote adjustment of mirror	3.5V
Mirror probe with fixed head and remotely-adjustable mirror, dia. 5 mm, length 400mm, with 3.5V bulb, without handle	T-002.25.200
Screw-fitting glass mirror, dia. 20mm	T-000.25.201
same, dia. 25mm	T-000.25.202
same, dia. 30mm	T-000.25.203
Focusable prism telescope 3 – 5.5 x (for all probes)	T-000.25.350
XHL Xenon Halogen Spare Bulb 3.5V	T-002.88.066

T-516 Inspektions-Set G

Consisting of:

Mirror probe with remote adjustment of mirror, length 400mm, 3 screw-fitting glass mirrors, dia. 20 to 30mm, Prism telescope, XHL Xenon Halogen spare bulb 3.5V, in transparent pack with BETA Battery handle 3.5V

T-516.20.123



Power and light sources

∴ BETA Battery handle with 3 LR14 dry batteries	3.5V
∴ Rechargeable handles NiMH or Li-ion	



Straight inspection mirror for 3.5V



Straight inspection mirror with plane mirror

Straight inspection mirror

with automatic connector for all 3.5 V handles. A screw-fitting is provided for either a plane or a concave mirror which provides 2-3 x magnification, depending on the distance to the object.

3.5 V

Straight mirror-holder, 100mm long, with 3.5V bulb

T-002.12.109

Straight inspection mirror, complete with bulb and plane mirror, dia. 20mm

T-002.12.101

Screw fitting mirror, dia. 20mm, plane
same, concave (magnifying)

T-000.12.103

T-000.12.104

XHL Xenon Halogen spare bulb 3.5V

T-002.88.063

Power and light sources

- ✦ BETA Battery handle with 3 LR14 dry batteries
- ✦ Rechargeable handles NiMH or Li-ion

3.5V

mini light and mirror probes 2.5V

The **mini light and mirror probe for the mini 2000 handle** is a particularly light and compact instrument, which is instantly ready for use anywhere.

Compact, handy instruments for the toolbag.



mini light and mirror probe

2.5V

mini probe, dia. 5mm, 125mm long, complete with mini 2000 battery handle (with batteries)

T-001.25.142

mini probe with 2.5V bulb, without handle

T-001.25.140

mini 2000 battery handle (with batteries)

T-001.79.009

XHL Xenon Halogen spare bulb 2.5V

T-001.88.057

Mirrors see page 18.

Inspection Set D

Consisting of:

mini probe with battery handle mini 2000 (with batteries), detachable mirrors T-000.25.305 and T-000.25.307, XHL Xenon Halogen spare bulb T-001.88.057, in transparent pack

T-513.10.052



Viewing probe HEINE mini 2000® F.O.



The mini 2000 F.O. Viewing probe, manufactured from robust polyamid, is a handy instrument which is ideal for the pocket with a weight of only 100g. With a direction of view of 0°, the object inspected may be at a distance of up to 45mm.

Magnification lens for 0° and 90°: 4 to 5x magnification.


Viewing probe mini 2000 F.O.	2.5V
Viewing probe mini 2000 F.O. with bulb 2.5V, without handle	T-001.70.105
Viewing probe mini 2000 F.O. on mini 2000 battery handle	T-001.70.109
Viewing probe mini 2000 F.O. with mirror probe 90°, Ø 5/25 mm on mini 2000 battery handle	T-001.24.222
Viewing probe mini 2000 F.O. with mirror probe 90°, Ø 5/25 mm and 2.5V spare bulb, without handle	T-001.24.220
XHL Xenon Halogen spare bulb 2.5V	T-001.88.037

Inspection Set C

Consisting of:

mini 2000 F.O. viewing probe complete with battery handle mini 2000
90° mirror probes (25 mm and 30 mm),
XHL Xenon Halogen spare bulb, in transparent pack

T-512.10.052





Viewing probe HEINE BETA 200® F.O.

For apertures from 5mm diameter. Direction of view 0° and 90°



This robust metal head with its 3.5V XHL Xenon Halogen bulb gives a remarkably bright, white light when used with a 3.5 handle. The brightness can be adjusted by a rheostat control to suit the application. The instrument is especially well-suited for workshop use but is also portable. With 0° direction of view, the object distance is up to 70mm max.

Magnification lens for 0° and 90° direction of view: 3 to 4x magnification.

Viewing probe BETA 200 F.O.	3.5V
BETA 200 F.O. with 3.5V bulb and magnifying lens	T-002.24.250
as above, with mirror probes, 30mm and 50mm	T-002.24.251
XHL Xenon Halogen spare bulb 3.5V	T-002.88.078

Inspection Set E

Consisting of: viewing probe BETA 200 F.O., 3 mirror probes with 90° direction of view (working length 25mm, 30mm and 50mm), XHL Xenon Halogen spare bulb and BETA Battery handle 3.5V

T-524.20.123




Power and light sources

- BETA Battery handle with 3 LR14 dry batteries
- Rechargeable handles NiMH or Li-ion

3,5V

Accessories for viewing probes

A range of three mirror probes provides a 90° direction of view. They are simply attached to the far end of the instrument.



Mirror probes

Mirror probe 90° – dia. 5mm, working length 25mm	T-000.24.240
Mirror probe 90° – dia. 6mm, working length 30mm	T-000.24.241
Mirror probe 90° – dia. 6mm, working length 50mm (BETA 200 only)	T-000.24.242

The HEINE Optotechnik range of loupes is ideal for a wide range of industrial applications. The range includes keyhole loupes, loupes for surface inspection and spectacle - or head-worn loupes:

Keyhole Loupes

The HEINE keyhole loupe is developed from medical technology and, with its unique specification, provides a view in openings from 0.3mm and in cavities such as locks and jets. It also serves as an illuminated loupe for various working distances.

Illuminated Loupes:

The range includes instruments from 5 – 10x magnification for incident light microscopy of surfaces and photo-documentation.

Binocular Loupes:

HEINE Binocular Loupes set new standards. Innovative design, together with High-Tech materials and production process all contribute to the exceptional quality of the image produced. HEINE Binocular Loupes reveal the tiniest details and avoid eye strain at the same time. Their ergonomic design combined with the choice of working distance and viewing angle makes them easy to use even over long periods. As a general rule: The lower the magnification, the larger the field of view.





HEINE Keyhole loupes

For apertures from Ø 0.3mm. Working distance from 5-250 mm




- ∴ **Concentrated XHL light** for small cavities, cracks, bores from **0.3mm diameter**
- ∴ **Up to 10x magnification:** Can also be used as an illuminated loupe for surface examination.
- ∴ **17 lenses on the lenswheel:** For examination of objects at a distance from 5 to 250mm.
- ∴ **With illuminated distance-meter.**
- ∴ **Correction for examiner's refractive error.**

Keyhole loupe	3.5V
Keyhole loupe with 3.5V bulb, without handle	T-002.24.105
Extension cord automatic plug	T-000.99.230
XHL Xenon Halogen spare bulb 3.5V	T-002.88.070



Inspection-Set A	2.5V
Consisting of: mini Keyhole loupe with mini 2000 Battery handle (with batteries), XHL Xenon Halogen spare bulb 2.5V in transparent pack	
	T-510.10.052
XHL Xenon Halogen Spare Bulb 2.5V	T-001.88.042



Power and light sources	
∴ mini 2000 Battery handle for 2 IEC LR6 batteries	2.5V
∴ BETA Battery handle with 3 LR14 dry batteries	3.5V
∴ Rechargeable handles NiMH or Li-ion	



mini Illuminated Loupes, 5x and 8x



A truly "mini" instrument, weighing only 170g, which is handy for the pocket. The head is made of metal, the handle of high-impact thermoplastic.

mini Illuminated Loupe, 5x and 8x	2.5V
mini Illuminated Loupe with 5x lens complete with mini 2000 Battery handle	T-001.82.102
same, but with 8x lens	T-001.82.202
mini Loupe Head with bulb 2.5V, without handle	T-001.82.011
Aplanatic lens 5x	T-000.14.510
Achromatic lens 8x	T-000.14.511
XHL Xenon Halogen spare bulb 2.5V	T-001.88.034

Inspection Set B/1

Consisting of:

mini Illuminated Loupe with 5x lens , XHL Xenon Halogen spare bulb with mini 2000 Battery handle (2.5V) in transparent pack	T-511.10.052
--	---------------------

Inspection Set B/2

(similar to B/1), except with **8x lens** with

mini 2000 Battery handle (2.5V) in transparent pack	T-511.19.052
---	---------------------

mini Illuminated Loupe Head, 10x



mini Illuminated Loupe Head, 10x	2.5V
mini Illuminated Loupe Head, 10x, focusable, with adaptor for measuring scale, mini 2000 Battery handle XHL Xenon Halogen bulb 2.5V	T-001.82.302
mini Illuminated Loupe Head, 10x, focusable, with adaptor for measuring scale, XHL Xenon Halogen bulb 2.5V	T-001.82.300
Universal measuring scale	T-000.14.509
XHL Xenon Halogen spare bulb 2.5V	T-001.88.034

Inspection Set B/3

Consisting of:

focusing mini Illuminated Loupe Head, 10x , 1 XHL Xenon Halogen spare bulb with mini 2000 Battery handle (2.5V) in transparent pack (without measuring scale)	T-511.11.052
--	---------------------



HEINE DELTA 20® LED Illuminated Loupe 10x



- ∴ **LED illumination close to daylight.** 6 LEDs or, alternatively, illumination reduction with push down button to 3 LEDs for improved contrast. Virtually unlimited working life.

Specifications:

∴ Illumination:	LED (6 Diodes)
∴ Magnification:	10x
∴ Image size:	Ø 23mm
∴ Special features:	3D view can be selected. Camera adaptors for digital SLR cameras. Adjustable Eyepiece. Individual focusing, range of correction - 6 to + 6 dpt.



DELTA 20 LED Illuminated Loupe 10x

3.5V LED

with contact plate 23mm dia. with scale

T-008.34.207

Accessories



Accessories

Contact plate, 23mm dia. without scale	T-000.34.203
Contact plate, 23mm dia. with scale	T-000.34.206
Extension cord automatic plug	T-000.99.230
BETA Beltclip for BETA handle	T-000.99.008
SLR Photo Adaptor Canon	T-000.34.185
SLR Photo Adaptor Nikon	T-000.34.186
SLR Photo Adaptor Olympus	T-000.34.187



Power and light sources

- ∴ BETA Battery handle with 3 LR14 dry batteries
 - ∴ Rechargeable handles NiMH or Li-ion
- 3.5V**

HEINE C 2.3® Binocular Loupes



C 2.3

- ∴ **Crisp, clear images.** Multi-coated, scratch-resistant silica glass lenses produce crisp, clear images.
- ∴ **Flexibility for precise adjustment.** Independently adjustable PD controls ensure precise alignment of the optics.
- ∴ **Low profile design.** Compact, low profile optics allow the user to easily look over the loupes for non-magnified view.
- ∴ **Super lightweight and comfortable – only 46 g.** Flexible coil temples wrap-around to fit the users anatomy securely and comfortably. Spring-loaded temples will adjust to the user's anatomy. Light weight metal frame.
- ∴ **The ideal all-purpose loupe.** The feather-light weight, low-profile design and low cost of the C 2.3 loupe make it the ideal all-purpose loupe.
- ∴ **Working distance.** 340 mm or 450 mm (13 or 18 inches).

Specifications:

∴ Lens system	Aplanatic	
	C 2.3/340	C 2.3/450
∴ Magnification	2.3x	2.3x
∴ Working distance	340mm	450mm
∴ Filed of view Ø	110mm	130mm
∴ Depth of field	120mm	190mm
∴ Weight	46g	46g

C 2.3 /340 mm

User's refractive error/
Effective working distance

+2	440 mm
+1	390 mm
0	340 mm
-1	300 mm
-2	270 mm

C 2.3 /450 mm

User's refractive error/
Effective working distance

+2	670 mm
+1	560 mm
0	450 mm
-1	420 mm
-2	370 mm

C 2.3 Binocular Loupe


C 2.3/340 Loupe in case	T-000.32.039
C 2.3/450 Loupe in case	T-000.32.202

Accessories

C 2.3 Binocular Loupe

Detachable protective lenses
To protect the optics of the C 2.3 loupes.

T-000.32.097





HEINE HR® Binocular Loupes

HR Technology for an even bigger field of view

▶ NEW DESIGN !



- ∴ **The Brightest Image.** Our exclusive coating technology reduces light reflection to 0.3%, providing the brightest image of any comparable loupe.
- ∴ **The Crispest Image with Colour Correction.** State-of-the-art HEINE optics with achromatic lenses provide a new standard for image clarity, crispness and colour.
- ∴ **Dust- and Water-Resistant.** All HR loupes are dust- and water-resistant to IP65/IEC 60529 (2000) to ensure ease of cleaning.
- ∴ **Flexibility for Precise Adjustment.** HEINE Binocular loupes have independently-adjustable optics left and right to select the exact inter-pupillary distance (PD).

Specifications:

∴ Lens system	Achromatic
∴ Magnification	2.5x
∴ Working distance	340mm
∴ Field of view Ø	>90mm
∴ Depth of field	to 110mm
∴ Weight	42g

Optics only

T-000.32.504

HEINE HRP® Binocular Loupes

HRP Technology for highly-magnified crisp images

▶ NEW DESIGN !



HRP Binocular loupes of 4x or 6x magnification are used when high magnification is necessary. Please note that the field of view and depth of field will decrease as magnification increases, making higher magnification loupes more difficult to get accustomed to.

- ∴ **Prismatic Optics.** Only top-quality, precision glass prisms are used to provide the highest resolution and clearest, crispest images over the entire field of view “edge-to-edge”.
- ∴ **The Brightest Image in Perfect Colour.** Our exclusive coating technology reduces light reflection to 0.3% allowing for optimum light transmission.
- ∴ **Dust- and Water-Resistant.** All HRP loupes are dust- and water-resistant to IP65/IEC 60529 (2000) to ensure ease of cleaning.
- ∴ **Flexibility for Precise Adjustment.** HRP loupes have independently adjustable optics for selecting the exact inter-pupillary distance (PD).

Specifications:

∴ Lens system	Prismatic	
∴ Magnification	4x	6x
∴ Working distance	340mm	340mm
∴ Filed of view Ø	>50mm	>40mm
∴ Depth of field	40mm	30mm
∴ Weight	78g	89g

4x

6x

Optics only

T-000.32.705

T-000.32.706

Accessories for HEINE HR® and HRP® Binocular Loupes

▶ **NEW DESIGN !****Lightweight Headband**

T-000.32.516

**Detachable Protective Lenses**to protect the optics of the **HR** Binocular Loupes (5 pair).

T-000.32.537

**Detachable Protective Lenses**to protect the optics of the **HRP** Binocular Loupes.

T-000.32.027

**Case for HR and HRP Binocular Loupes**

T-000.32.530

With an exceptionally-high light output of 140,000 lux at a distance of 30 cm the HL 5000 Workstation light is ideal for examining and recognizing small details. The flexible gooseneck construction provides a working radius of 120 cm. Three versions are available: wheeled stand, wall mounting, multi-purpose clamp.

HEINE HL 5000® Workstation Light

► NEW DESIGN !



- ∴ **12V/50W halogen bulb gives 140,000 lux light output at 30 cm distance.**
Very bright, white light.
- ∴ **Extremely compact illumination-head.** No obstruction of view, ease of handling.
- ∴ **3 different mounting options: wall, table or wheeled stand.** Versatile.
- ∴ **Halogen bulb lasts at least 4000 hours.** Economical.
- ∴ **Additional UV filter.** Increased safety during examination.
- ∴ **Solid construction with high-specification 120 cm radius Flex & Stay design.**
Super-wide radius of operation, easy to position, light stays put in any selected position.
- ∴ **Integrated IR-Filter reduces heat.**

HL 5000 Workstation light

12V/50W

on non-tip wheeled stand (A), metal base

T-005.27.106

on lightweight wheeled stand L (B), polycarbonate base

T-005.27.108

with (C) wall mount

T-005.27.102

with (D) clamp mount

T-005.27.104

Spare bulb 12V/50W halogen

T-005.27.111



230 V is the standard mains voltage. If a different voltage is required, e.g. 120V, please specify when ordering.

The set configurations were developed in close co-operation with leading experts in the automotive, manufacturing and construction industries, where these instruments have already proved their worth.

Building Inspector's Set



Optical inspection instruments for buildings.

The instruments are designed to withstand hard use in an industrial environment and have already proved their long-term reliability.

Contents:

- ✦ **RWD8-320 Endoscope:** For identification and examination of damage.
- ✦ **Angled Attachment 120°/250mm**
- ✦ **Accubox II, 12V with transformer and battery**
- ✦ **Connecting cable with cinch /AV connector**
- ✦ **Light Probe 400mm:** To illuminate large hollow sections.
- ✦ **Light Probe Head**
- ✦ **Glas mirror Ø 30mm for light probe**
- ✦ **Illuminated Viewer DELTA 20:** To measure and document the width of cracks.
- ✦ **Universal measuring scale**
- ✦ **Keyhole Loupe 3.5V:** For examination of hairline cracks and cracks in wood and cement.
- ✦ **BETA Battery handle 3.5V**
- ✦ **Transport and Storage case**
- ✦ **One XHL Xenon Halogen bulb for each of the instruments**

Building Inspector's Set

T-550.20.123

Automobile Inspection Set



Optical inspection instruments for automobile experts

Contents:

- ✦ **RW6-320 Endoscope:** For inspection of construction chambers, body and door cavities etc.
- ✦ **Angled Attachment 120°/120mm**
- ✦ **Connecting cable to 12V cigarette lighter, length 5m**
- ✦ **Keyhole Loupe 3.5V**
- ✦ **BETA Battery handle 3.5V**
- ✦ **Extension Cord Automatic Plug**
- ✦ **Illuminated viewer DELTA 20:** To asses and document paint damage and hairline cracks etc.
- ✦ **Universal measuring scale**
- ✦ **Light Probe Head and Light Probe 5/400mm 3.5V, with 30mm mirror:** For examination of brake pads, general examination of the engine bay, bodywork.
- ✦ **Transport and Storage case**
- ✦ **One XHL Xenon Halogen bulb for each of the instruments**

Automobile Inspection Set

T-549.20.123

T-523 "Compact" Inspection Set

Compact Inspection Set for the examination of hollow sections and difficult-to-reach objects and surfaces.

Contents:


- ✦ RWX8-230 Endoscope
- ✦ BETA Battery handle for 3 dry batteries
- ✦ Extension Cord Automatic Plug
- ✦ mini Keyhole Loupe complete with mini 2000 handle (with batteries)
- ✦ Viewing Probe mini 2000 F.O. with mini 2000 battery handle (with batteries)
- ✦ Mirror Probe 90°, dia. 5 mm, 25 mm long
- ✦ Mirror Probe 90°, dia. 6 mm, 30 mm long
- ✦ mini Light- and Mirror probe, dia. 5 mm, 110 mm long, complete with mini 2000 battery handle (with batteries)
- ✦ Detachable glass mirror, dia. 16 mm
- ✦ Detachable glass mirror, dia. 30 mm
- ✦ Illuminated Viewer DELTA 20
- ✦ Transport and Storage case
- ✦ One XHL Xenon Halogen bulb for each of the instruments



Inspection Set "Compact"

T-523.20.123

Transport and Storage cases, empty



Transport and Storage case
for RC4 Endoscopes

T-546.00.000



Transport and Storage case
for RW6 Endoscopes

T-542.00.000



Transport and Storage case for long Endoscopes and for Building
Inspector's Set and Automobile Inspection Set

T-541.00.000



Transport and Storage case
for short and medium-length Endoscope

T-522.00.000



Transport and Storage case
for T-523 Inspection-Set "Compact"

T-523.00.000



Transport and Storage case
for flexible Endoscopes SF/SFM

T-539.00.000



HEINE's Power and Light Sources are available in 2.5V, 3.5V and 220V and, to special order 120V form. Most instruments and power sources are mutually-compatible. Light sources are available with LED and Xenon Halogen technology, so that the ideal light source for each instrument can be specified.

We recommend environmentally-friendly rechargeable systems with Lithium Ion technology. A full range of accessories is available to complete the range.

Note : HEINE Rechargeable Power Sources and Transformers conform to the IEC 60601-1 Standard.

HEINE mini 2000® Battery handle

For all 2.5V mini instruments



- Elegant ribbed design.
- Clip with on/off switch.
- Screw-on end cap.
- Threaded connector made of metal.
- Complete range of mini instruments.

	2.5V
mini 2000 Battery handle	T-001.79.009

HEINE BETA® Battery handle

With brightness control



- A robust metal handle, matt chromium-plated with non-slip surface. Takes 3 alkali-manganese batteries LR14, "Baby-Cell".
- Dimensions: 170 mm x 29 mm dia.
- Weight (including batteries): 400 g.

BETA Battery handle	3.5V
BETA Battery handle for 3 alkali-manganese dry batteries LR14 (batteries not included)	T-002.25.369

HEINE BETA R® Rechargeable handle



BETA R Rechargeable Handle	3.5V
BETA R 170 x 30 mm dia., with NiMH rechargeable battery. The BETA R 3.5V handle can be charged directly in the mains socket or outlet after unscrewing the cap.*	T-002.99.376
same, with Li-ion rechargeable battery	T-007.99.376

* In some countries an adaptor for the mains outlet may be necessary.

230V is the standard mains voltage. If a different voltage is required, e. g. 120V, please specify when ordering.

HEINE NT 200® Charger and BETA NT® Rechargeable handle



- Dimensions: Width 130mm, Height 60mm, Depth 75mm. Weight 400g.
- ⋄ **Automatic charging.** Reduced charging time, increased battery life.
 - ⋄ **Two independant charging compartments.** For one or two handles at a time.
 - ⋄ **Suitable for wall-mounted, table-top or built-in use.** Suits all customer needs.
 - ⋄ **Equally-suitable for HEINE NiMH or Li-ion rechargeable handles.**

NT 200 Charger	3.5V
-----------------------	------

Charger without handle	T-000.99.403
------------------------	---------------------

BETA NT Rechargeable handle with brightness control	
--	--

BETA NT Rechargeable handle 145 x 30mm dia., with NiMH rechargeable battery	T-002.99.411
--	---------------------

same, with NT 200 Charger	T-002.99.420
---------------------------	---------------------

NT 200 Charger with 2 handles, complete	T-002.99.422
---	---------------------

BETA NT handle with Li-ion rechargeable battery	T-007.99.411
---	---------------------

same, with NT200 Charger	T-007.99.420
--------------------------	---------------------

NT200 Charger with 2 Li-ion handles, complete	T-007.99.422
---	---------------------

Accessories for HEINE BETA® rechargeable handles



NiMH rechargeable battery 3.5V for BETA Rechargeable handles	T-002.99.382
--	---------------------

Li-ion rechargeable battery 3.5V for BETA Rechargeable handles	T-007.99.381
--	---------------------

BETA R bottom insert	T-002.99.377
----------------------	---------------------

BETA NT bottom insert	T-002.99.412
-----------------------	---------------------

BETA Belt Clip for BETA handles	T-000.99.008
---------------------------------	---------------------

Extension cord with automatic plug, 180cm long	T-000.99.230
--	---------------------

- All 3.5V BETA Rechargeable handles are available from HEINE with Lithium-Ion technology.
- ⋄ **Double the capacity** - up to 120 min working time without recharging.
 - ⋄ **Lightweight and convenient.**
 - ⋄ **No more memory effect.** Full capacity whenever needed.

HEINE LED ScopeLight®

LED Endoscope illumination



- ⋄ **White LED (3 Watt)**, 5,000 – 6,000K color temperature. Brilliant white light.
- ⋄ **Brightness:** Up to 110.000 lx at the light input to the light guide.
- ⋄ **Ca. 50,000 hours** working life.
- ⋄ **One set of batteries** gives at least 24 hours working time with a HEINE BETA 3.5V handle
- ⋄ **Shock- and impact-resistant.**
- ⋄ **Compatible with ACMI**, so that it can be used as a portable light source for competitors endoscopes.

LED ScopeLight	3.5V
-----------------------	------

LED ScopeLight	T-008.26.075
----------------	---------------------

AV-Adaptor 3.5V



AV-Adaptor	3,5V
-------------------	------

AV-Adaptor incl. 3.5 V XHL Xenon Halogen bulb	T-002.26.402
---	---------------------



Accubox I with brightness control

Power source 12V for Endoscopes with 12V illumination



Accubox and connecting cord with cinch- and HEINE-automatic plug. Compact and handy battery box in high-impact polyamid, containing one NiMH rechargeable battery charged by means of a mains transformer. Light in weight and fully-portable, it can be carried in a coat pocket or attached to a belt by a clip.

- ∴ **Operating time (fully charged):** > 90 min.
- ∴ **Output:** 12V.
- ∴ **Dimensions:** 120 x 70 x 40mm. Weight: 360g.

Accubox I	12V
Accubox I, 12V with brightness control, incl. battery and mains transformer, without connecting cord	T-005.99.629
Connecting cord between Accubox and Techno-Endoscope, with cinch- and HEINE-automatic plug. Length: 1.8 m (must be used).	T-000.99.241
Rechargeable battery NiMH	T-004.99.641

Accubox II with on/off switch

Power source 12V for Endoscopes



- ∴ **NiMH Rechargeable battery S10Z**
- ∴ **Operating time (fully charged):** > 90 min.
- ∴ **Output:** 12V.
- ∴ **Dimensions:** 120 x 70 x 40mm. Weight: 360g.

Accubox II	12V
Accubox II 12V with on/off switch, incl. battery S10Z and mains transformer, without connecting cord	T-005.99.634
Connecting cord between Accubox II and Techno-Endoscope, with cinch- and HEINE-automatic plug. Length: 1.8m. (must be used)	T-000.99.241
Replacement battery S10Z	T-005.99.635

Connecting Cable for Cigarette Lighter Socket

Uses 12V automobile battery power for 12V Endoscopes



5m cable to fit cigarette lighter socket 12V allows the use of automobile battery power for 12V endoscopes.

Connecting Cable for Cigarette Lighter Socket	T-000.99.246
---	---------------------

AV-Adaptor 12V



AV-Adaptor	12V
AV-Adaptor incl. 12V XHL Xenon Halogen bulb	T-005.26.402

F.O. Projector HEINE HK 7000®

► NEW DESIGN !



The F.O. Projector **HK 7000** incorporates a special long-life XHL Halogen bulb rated at 150 Watts. If more light is needed for a particular examination, a boost switch can be operated, giving up to 40 % more light.
Dimensions: Width 177 mm, Height 125 mm, Depth 217 mm. Weight 3180g.

- ∴ **Powerful XHL Halogen bulb.** For maximum brightness.
- ∴ **Aspheric illumination optics.** Intense light with high colour temperature.
- ∴ **Continuous light intensity adjustment without colour temperature changes.**
Allows brightness reduction with no red shift of light.
- ∴ **Boost switch.** Gives up to 40 % more light; can reduce bulb life.
- ∴ **Extended life of the halogen bulb** of up to 500 hours.
- ∴ **Folding handle.** Easy to transport.

F.O. Projector HK 7000

HK 7000, 150W XHL Halogen spare bulb and fuse included	T-096.15.121
Spare fuse	T-096.15.110
XHL Halogen Spare bulb 150W	T-096.15.102

Standard Fiber Optic Light Guide for HEINE F.O. Projector



For F.O. Projector HK 7000 .
Length incl. handle: 250cm.

- ∴ **4 mm fiber bundle of high quality.** Outstanding light transmission. Highly flexible cable.
- ∴ **Inner aluminium sheathing.** Resistant to kinking and lightweight.
- ∴ **Smooth outer plastic sheathing.** Easy to clean.

Fiber Optic Light Guide	T-003.26.403
-------------------------	---------------------

Adaptors

Adaptor between Endoscopes and F.O. Light Guides



Endoscope Manufacturer	F.O. Light Guide Manufacturer	F.O.
HEINE	Winter & Ibe Storz / Olympus	T-000.26.408
HEINE	Richard Wolf	T-000.26.407

Adaptor between Projectors and F.O. light guides



Projector Manufacturer	F.O. Light Guide Manufacturer	F.O.
Storz	HEINE	T-096.12.102
Richard Wolf	HEINE (up to < 1989)	T-096.12.103
Richard Wolf	HEINE (up to > 1990)	T-096.12.120
Olympus	HEINE	T-096.12.106

230V is the standard mains voltage. If a different voltage is required, e. g. 120V, please specify when ordering.



Each HEINE bulb is specifically designed as an integral part of the HEINE instrument it powers, based upon the following parameters:

Optical Performance

The performance of each HEINE optical instrument depends on the bulb that powers it. Incorporated focusing lenses on the glass bulb envelope, precision filament placement, and homogeneous light projection are major factors in ensuring the satisfactory performance of your HEINE instrument.

Bulb Life

HEINE bulbs last up to 50 % longer, providing long life, optimum performance and cost-effectiveness.

Colour Temperature



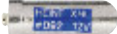












Based on advanced HEINE XHL® Xenon Halogen Technology, each bulb is designed to provide the ideal colour temperature for the diagnosis the instrument is intended for. This ensures a proper balance between brightness and true image colour for the most accurate diagnosis.

We can only guarantee the performance and safety of your instrument if the appropriate HEINE bulb powers it. A non-genuine bulb or incorrect bulb will impede the performance of your HEINE instrument.

Insist on genuine HEINE replacement bulbs and parts to ensure the performance of your HEINE precision instrument.








HEINE XHL® Xenon Halogen Bulbs

For optimum performance and cost effectiveness

	Instrument	2.5V	3.5V	12V
	RC4 / SF / SFM Endoscopes		T-002.88.078	T-005.88.103
	RW6			T-005.88.095
	RWD8-320			T-005.88.092
	RW8 / RWX8		T-002.88.075	T-005.88.079
	Former Endoscopes, Special Angled Endoscopes with threaded cap for bulb		T-002.88.075	T-005.88.079
	Spare bulb for obsolete Endoscopes (incorporating threaded holder)		T-002.88.067	
	BETA 200 Head		T-002.88.078	
	Keyhole loupe with automatic connector		T-002.88.070	
	Mirror probes			
	Mirror probe with remote adjustment of mirror		T-002.88.066	
	Straight inspection mirror		T-002.88.063	
	mini mirror-probe	T-001.88.057		
	mini keyhole loupe	T-001.88.042		
	mini Fibrilux	T-001.88.041		
	mini 2000 F.O. Viewing probe	T-001.88.037		
	mini Illuminated Viewer, 5x and 8x			
	mini Illuminated Viewer Head 10x, with scale	T-001.88.034	T-002.88.046	
	DERMAPHOT spare bulb	T-000.88.082		

XHL Xenon Halogen bulbs are delivered in packs of 6; each bulb is individually blister-packed.

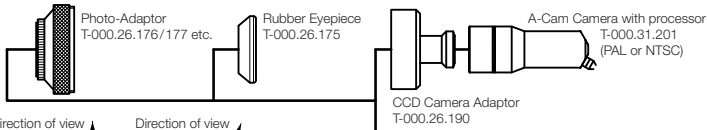


	Conventional Endoscopes				Fiber Optic Endoscopes	Volt
	RW6	RW8	RWD8	RWX8	RC4, SFT4, SF6, SFM8	
BETA Battery Handle 		Extension cord automatic plug		Extension cord automatic plug	AV-Adaptor 3.5V ScopeLight Extension cord automatic plug	3.5V
BETA R Recharg. Handle 		Extension cord automatic plug		Extension cord automatic plug	AV-Adaptor 3.5V ScopeLight Extension cord automatic plug	3.5V
BETA NT Rech. Handle + NT200 Charger 		Extension cord automatic plug		Extension cord automatic plug	AV-Adaptor 3.5V ScopeLight Extension cord automatic plug	3.5V
Accubox I 	Connecting cord Cinch	Connecting cord Cinch		Connecting cord Cinch	AV-Adaptor 12V Connecting cord Cinch	12V
Accubox II 			AV-Adaptor 12V Connecting cord		AV-Adaptor 12V Connecting cord	12V
Connec. Cable Cig. Lighter Socket 	No further accessories are needed	No further accessories are needed		No further accessories are needed	AV-Adaptor 12V	12V
F.O. Projector HK7000 					Fiber Optic light guide	220V

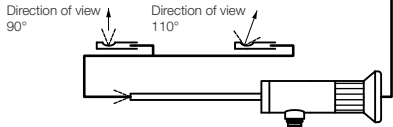
With the new HEINE Product Matrix you can select which power source is compatible with the endoscope of your choice.



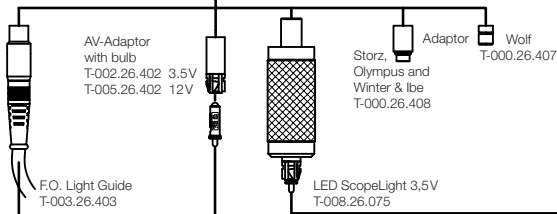
Eyepiece Accessories



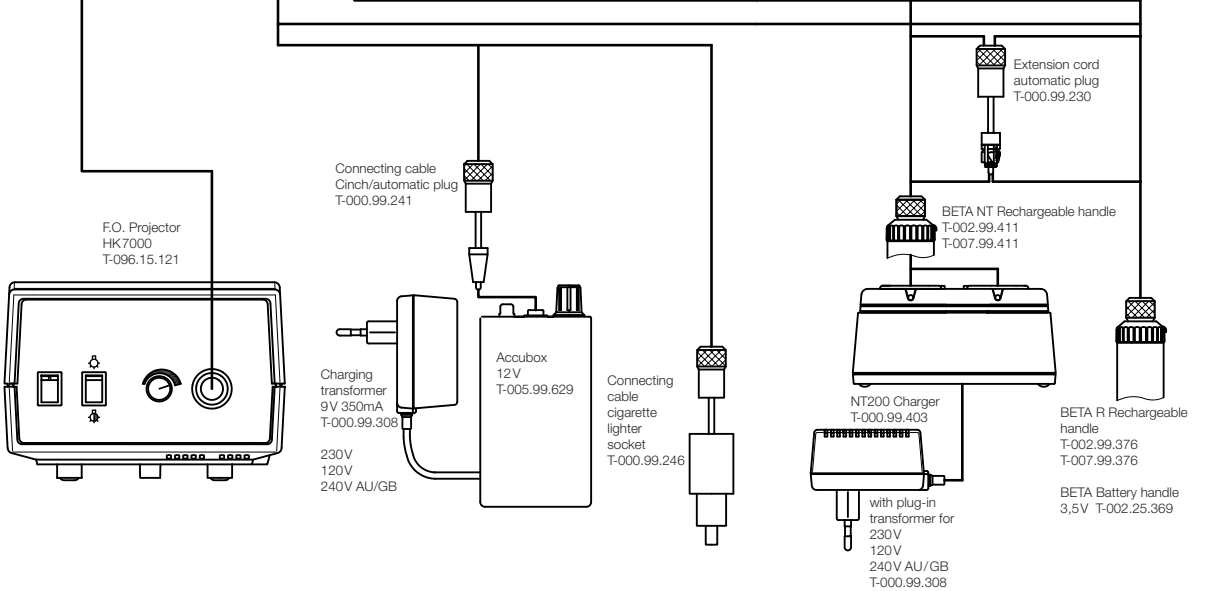
Angled Side View Adaptor



Alternative power and light sources



Power Supplies



Page	Index	Page	Index
	A		I
036	Accubox I with variable brightness control	025	Illuminated Loupes
036	Accubox II with on/off switch	025	- mini Illuminated Loupes 5x and 8x
037	Adaptor Endoscope/F.O. cable	025	- mini Illuminated Loupe 10x
037	Adaptor Projector/F.O. cable	026	- DELTA 20 LED Illuminated Loupe 10x
	B		K
035	Batteries	024	Keyhole loupe 3.5V
035	- Lithium-Ion rechargeable batterie	024	Keyhole loupe Set 2.5V
035	- NiMH rechargeable batterie		
034	Battery handles		L
034	- BETA	035	LED ScopeLight
034	- mini2000	018	Light and mirror probes
027	Binocular Loupes	021/022	Light and mirror probe Sets
027	- C 2.3 Binocular Loupe	018	Light and mirror probe Accessories
028	- HR Binocular Loupe	018	- Detachable steel mirror
028	- HRP Binocular Loupe	018	- Detachable glass mirror
027/029	Binocular Loupe Accessories	018	- Focusable prism telescope
027/029	- Detachable protective lenses		
029	- Lightweight Headband		M
038	Bulbs	025	Measuring scale for mini Illuminated Viewer
		018	Mirror probe
	C		P
012/016	CCD Camera (A-Cam)	034	Power sources
035	Charger NT200	036	- Accubox I with light intensity control
036	Connecting Cable for Cigarette Lighter Socket	036	- Accubox II with on/off switch
026	Contact plate DELTA 20 Illuminated Loupe	034	- Battery handle
		035	- Charger NT200
	E	034/035	- Rechargeable handles
013	Endoscopes, flexible	037	Projector HK7000 F.O.
014	- SF6-1000 Flexible 6mm Endoscope	033	Transport and Storage cases
015	- SFM8-1000/2000 Flex & Stay 8mm Endoscope		
013	- SFT4-720 Flex & Twist Endoscope		R
016	Endoscopes, flexible Accessories	035	Rechargeable Batteries
037	- Adaptor/F.O. cable	035	- Lithium-Ion
016	- Angled Side View Adaptor	035	- NiMH
016	- AV-Adaptor	035	Rechargeable handles
016	- Camera-Adaptor	035	- BETA NT
016	- CCD Camera-Adaptor	034	- BETA R
016	- Rubber Eyepiece		
033	- Protective carrying case		S
006	Endoscope-Sets	031	Sets
006	- RC4 Endoscopes	031	- Automobile Inspection Set
008	- RW6 Endoscopes	031	- Building Inspector's Set
009	- RW8 Endoscopes	006	- Endoscope Sets
011	- RWD8 Endoscopes	006	- RC4
010	- RWX8 Endoscopes	008	- RW6
014	- SF6-1000 Endoscope Sets	009	- RW8
015	- SFM8-1000/2000 Endoscope Sets	010	- RWX8
013	- SFT4-720 Endoscope Sets	014	- SF6-1000
006	Endoscopes, rigid	015	- SFM8-1000/2000
006	- RC4 Endoscope	013	- SFT4-720
008	- RW6 Endoscope	025	- Illuminated loupe Sets
011	- RWD8 Endoscope	032	- Inspection Set Compact
009	- RW8 Endoscope	024	- Keyhole loupe Set 2.5V
010	- RWX8 Endoscope	018	- Light and mirror probe Sets
012	Endoscopes, rigid, Accessories	023	- Viewing probe Set
012	- Angled Attachment	020	Straight inspection mirror
007	- AV-Adaptor		
012	- Camera Adaptor		V
007	- CCD Camera-Adaptor	012/016	Video Camera (A-Cam)
012	- Rubber Eyepiece	018	Viewing probe accessories
		018	- Mirror probe
037	F.O. cable for HK 7000 Projector		W
		030	Workstation light

A series of horizontal lines for writing, spanning the width of the page. The lines are evenly spaced and extend from the left margin to the right margin. There are 25 lines in total, starting from the top margin and ending at the bottom margin.

HEINE QUALITY
MADE IN GERMANY

HEINE Optotechnik GmbH & Co. KG
Kientalstr. 7
82211 Herrsching
Germany
Tel. +49 (0) 81 52-380
Fax +49 (0) 81 52-38202
E-Mail: info@heinetech.com

www.heinetech.com

HEINE



We reserve the right to change specifications without notice.

Your distributor

08/08. A-000.00.100 e

Beijing time-top technology co., LTD
Room 1202, xiaoying west road 27#, Haidian District Beijing China
TEL: 010-82946733 82951585
FAX: 010-82915752 58859230
<http://www.1718show.cn>

